

Signify Classified - Internal  
Cooper Lighting Solutions Photometric Lab  
1121 Highway 74 South  
Peachtree City, GA 30269



Scaled data based on original data using  
LM-79-08 Approved Method: Electrical and Photometric Measurements of Solid-  
State Lighting Products

Test Report Prepared for  
Cooper Lighting Solutions  
(formerly Eaton)

Brand: McGRAW-EDISON

Report Number: P833238

Luminaire Tested: **TTN-D1-750-U-RW-CG-UPL3**

Issue Date: 5/15/2024

**Test Information**

Test Method: LM-79-08  
Report Number: P833238  
REPORT IS FROM IESNA LM-79-08 TEST DATA - UPLIGHT (G3-2308-121-4) AND  
Test Lab: INNOVATION CENTER  
Issue Date: 5/15/2024  
Manufacturer: COOPER LIGHTING SOLUTIONS (FORMERLY EATON)  
Product Line: MCGRAW-EDISON  
Catalog Number: TTN-D1-750-U-RW-CG-UPL3  
Description: TOPTIER NANO LED PARKING GARAGE LUMINAIRE WITH UPLIGHT  
5000K, 70 CRI LEDS AND RECTANGULAR DISTRIBUTION WITH CLEAR GLASS  
Light Source: -  
Ballast/Driver: -

**Summary**

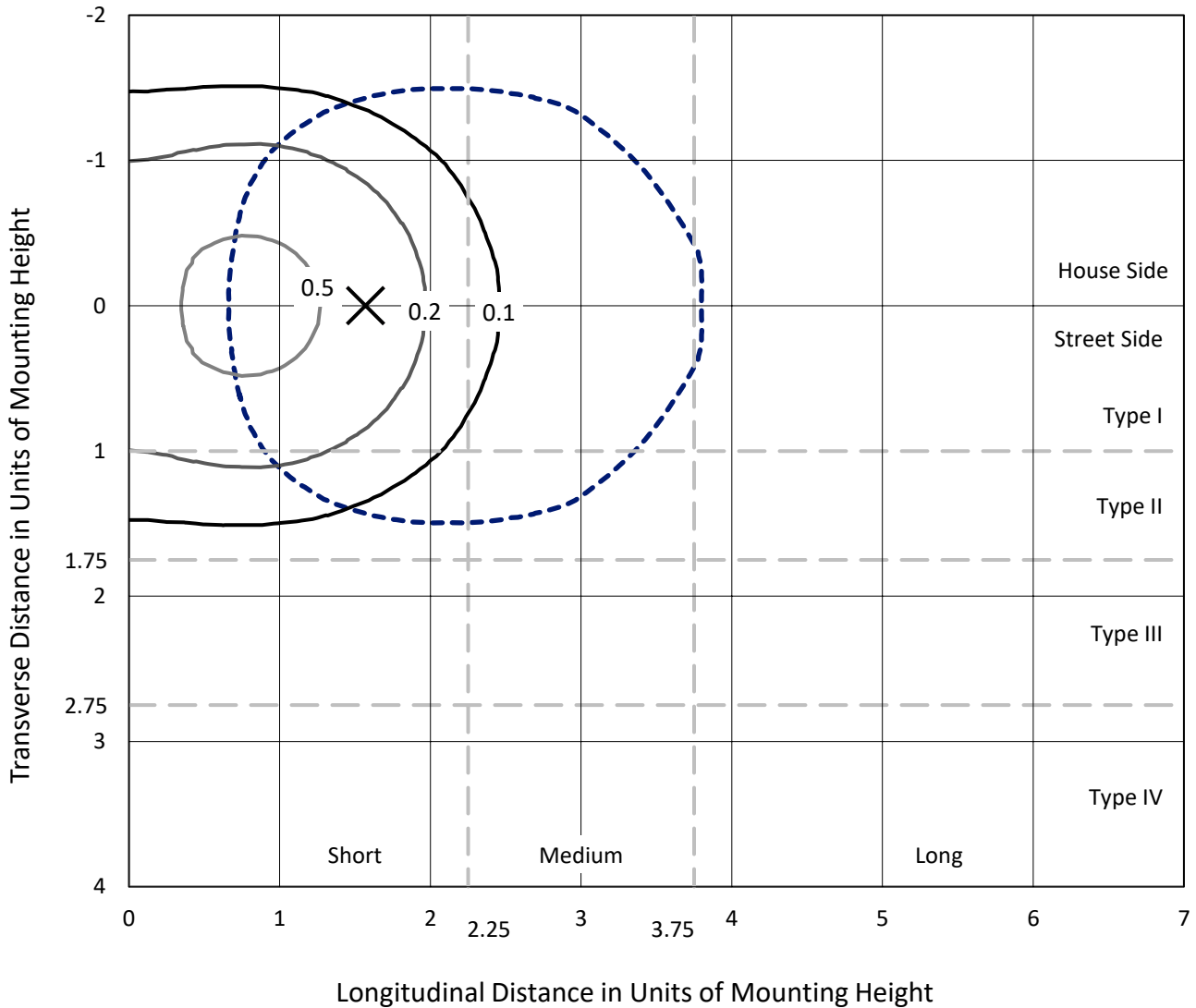
Lumens per Lamp: N/A  
Luminaire Lumens: 3885.6 lumens  
Efficiency: N/A  
Efficacy: 116.3 lumens/watt  
Luminous Opening: Vertical Cylinder (Dia: 0.71' x H: 0.1')  
IES Classification: Type II - Short  
BUG Rating: B2 - U4 - G2  
  
Input Watts (W): 33.4  
Input Voltage (V): NR  
Input Current (Ain): NR  
Voltage Rise (V): NR  
Power Factor: NR  
Total Harmonic Distortion (THDi): NR  
Frequency (hertz): 60  
Stabilization Time: NR  
Operation Time: NR  
Ambient Temperature (°C): NR  
Test Distance: 24 FT



REPORT NUMBER: P833238  
 CATALOG NUMBER: TTN-D1-750-U-RW-CG-UPL3

### Iso-Footcandle Lines of Horizontal Illumination

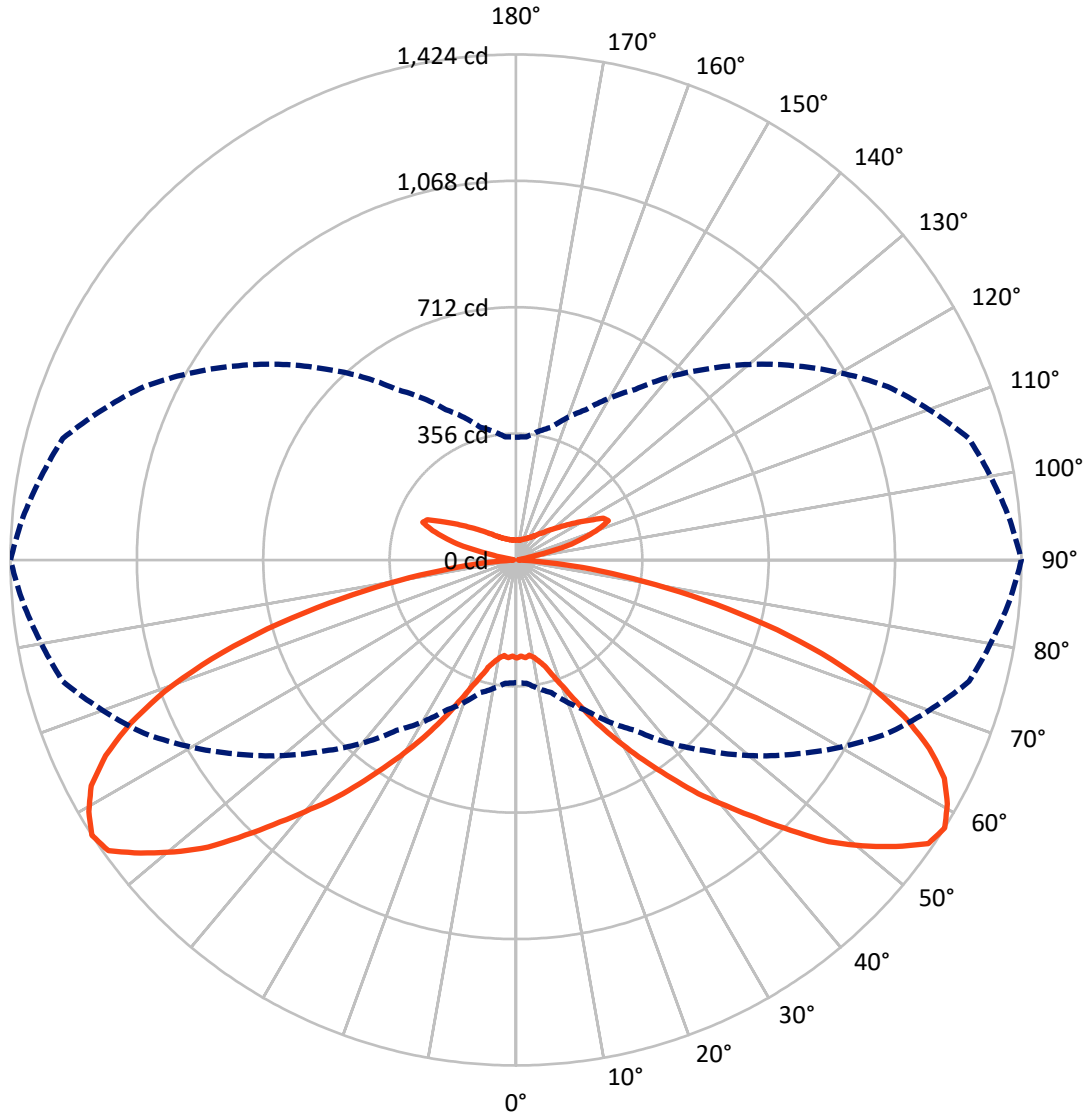
✕ Max cd  
 - - - 1/2 Max cd



Based on 25 foot mounting height. Maximum calculated value = 0.7 fc  
 Type II - Short - N/A

REPORT NUMBER: P833238  
CATALOG NUMBER: TTN-D1-750-U-RW-CG-UPL3

### Luminous Intensity Polar Plot



— Vertical Plane Through 90-Deg Lateral      - - - Horizontal Cone Through 57.5-Deg Vertical

REPORT NUMBER: P833238  
 CATALOG NUMBER: TTN-D1-750-U-RW-CG-UPL3

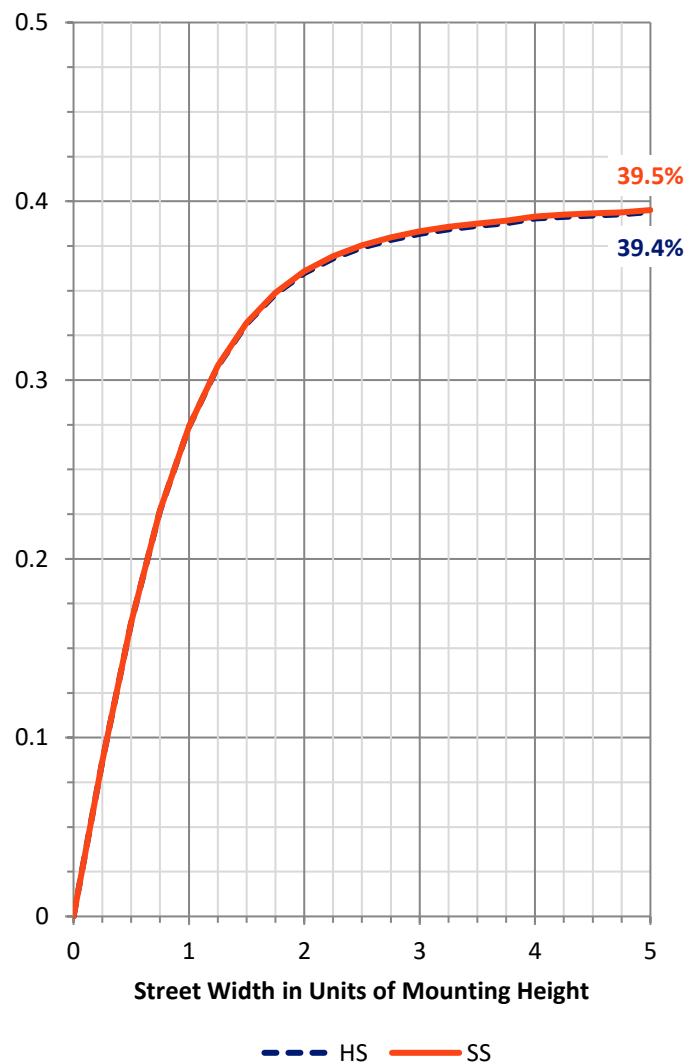
**FLUX DISTRIBUTION:**

		Downward	Upward	Total
<b>House Side</b>	Lumens	1537.0	405.8	1942.8
	% Fixture	39.6	10.4	50.0
<b>Street Side</b>	Lumens	1537.0	405.8	1942.8
	% Fixture	39.6	10.4	50.0
<b>Total</b>	Lumens	3074.1	811.5	3885.6
	% Fixture	79.1	20.9	100.0

**ZONAL LUMENS:**

Zone	Lumens	% Fixture
0°-10°	26.3	0.7
10°-20°	84.9	2.2
20°-30°	180.7	4.7
30°-40°	333.1	8.6
40°-50°	536.3	13.8
50°-60°	725.9	18.7
60°-70°	705.7	18.2
70°-80°	410.6	10.6
80°-90°	70.5	1.8
90°-100°	18.1	0.5
100°-110°	184.1	4.7
110°-120°	269.1	6.9
120°-130°	156.2	4.0
130°-140°	82.7	2.1
140°-150°	49.1	1.3
150°-160°	30.3	0.8
160°-170°	16.5	0.4
170°-180°	5.4	0.1
0°-90°	3074.1	79.1
0°-180°	3885.6	100.0

**Coefficient of Utilization**



REPORT NUMBER: P833238

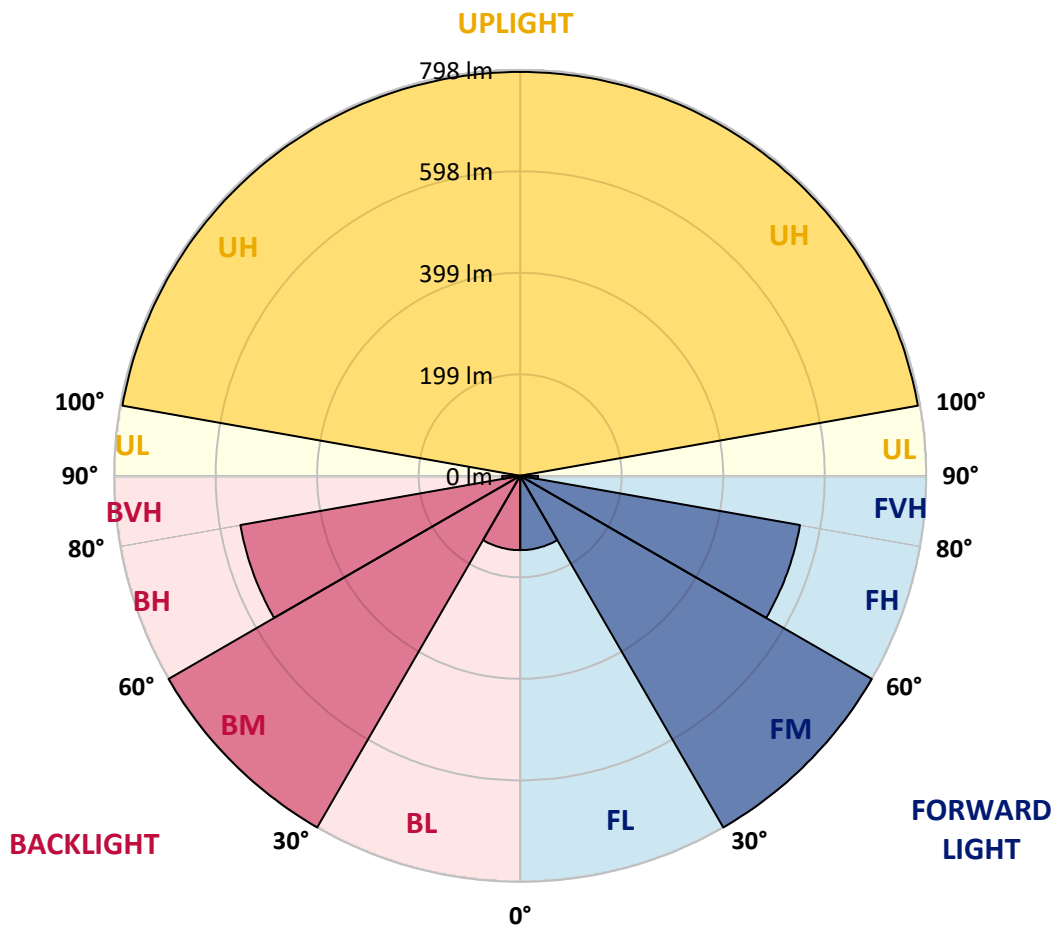
CATALOG NUMBER: TTN-D1-750-U-RW-CG-UPL3

**LUMINAIRE CLASSIFICATION SYSTEM LUMEN TABLE AND BUG RATING:**

Zone	Lumens	% Fixture	Zone Rating/Lumen Limit		
			B	U	G
FL (0°-30°)	146.0	3.8			
FM (30°-60°)	797.6	20.5			
FH (60°-80°)	558.2	14.4			G0/660
FVH (80°-90°)	35.3	0.9			G1/100
BL (0°-30°)	146.0	3.8	B1/500		
BM (30°-60°)	797.6	20.5	B1/1000		
BH (60°-80°)	558.2	14.4	B2/1000		G2/1000
BVH (80°-90°)	35.3	0.9			G1/100
UL (90°-100°)	18.1	0.5		U2/50	
UH (100°-180°)	793.4	20.4		U4/1000	

**BUG Rating: B2-U4-G2**

Type II Short





REPORT NUMBER: P833238

CATALOG NUMBER: TTN-D1-750-U-RW-CG-UPL3

**CANDELA DISTRIBUTION (FULL):**

	0°	5°	15°	25°	35°	45°	55°	65°	75°	85°	90°
0°	276.5	276.5	276.5	276.5	276.5	276.5	276.5	276.5	276.5	276.5	276.5
2.5°	276.5	276.5	276.5	276.5	273.7	273.7	273.7	271.0	271.0	271.0	271.0
5°	276.5	276.5	276.5	279.3	279.3	279.3	276.5	276.5	276.5	276.5	276.5
7.5°	276.5	279.3	279.3	276.5	276.5	273.7	273.7	273.7	271.0	271.0	271.0
10°	276.5	276.5	276.5	276.5	273.7	273.7	276.5	276.5	279.3	279.3	279.3
12.5°	273.7	273.7	276.5	276.5	276.5	279.3	284.8	287.6	290.3	293.1	293.1
15°	276.5	276.5	279.3	282.0	284.8	290.3	298.6	306.9	312.4	315.2	312.4
17.5°	276.5	279.3	282.0	287.6	295.8	304.1	318.0	329.0	340.1	342.8	345.6
20°	282.0	282.0	284.8	295.8	309.7	323.5	342.8	362.2	376.0	381.6	381.6
22.5°	284.8	287.6	290.3	304.1	326.3	348.4	376.0	398.1	417.5	428.6	431.3
25°	293.1	293.1	298.6	318.0	345.6	378.8	414.7	447.9	472.8	486.6	489.4
27.5°	298.6	301.4	309.7	334.6	370.5	412.0	461.7	500.4	530.9	547.5	550.2
30°	304.1	306.9	323.5	351.1	395.4	445.2	503.2	553.0	591.7	611.0	613.8
32.5°	312.4	315.2	334.6	365.0	417.5	478.3	544.7	605.5	660.8	677.4	680.2
35°	320.7	323.5	345.6	381.6	442.4	511.5	588.9	660.8	727.2	749.3	754.8
37.5°	329.0	331.8	353.9	398.1	467.3	547.5	638.7	724.4	796.3	826.7	835.0
40°	337.3	340.1	365.0	414.7	492.2	586.2	691.2	785.2	868.2	904.1	909.7
42.5°	342.8	345.6	373.3	428.6	517.0	622.1	746.5	851.6	940.1	987.1	992.6
45°	351.1	353.9	384.3	447.9	539.2	663.6	799.1	926.2	1028.5	1081.1	1086.6
47.5°	356.7	359.4	392.6	459.0	564.0	702.3	854.4	992.6	1114.3	1169.6	1186.1
50°	359.4	362.2	398.1	470.0	580.6	729.9	898.6	1059.0	1188.9	1258.0	1266.3
52.5°	359.4	365.0	400.9	478.3	591.7	754.8	934.5	1114.3	1260.8	1338.2	1341.0
55°	356.7	359.4	398.1	475.6	597.2	765.9	959.4	1147.4	1310.6	1385.2	1410.1
57.5°	345.6	348.4	387.1	467.3	586.2	760.4	953.9	1155.7	1321.6	1393.5	1423.9
60°	329.0	334.6	370.5	447.9	569.6	741.0	937.3	1139.1	1305.0	1393.5	1396.3
62.5°	309.7	312.4	348.4	423.0	544.7	710.6	906.9	1106.0	1266.3	1357.6	1354.8
65°	282.0	284.8	315.2	392.6	500.4	652.5	846.1	1053.4	1191.7	1288.4	1280.2
67.5°	251.6	254.4	282.0	351.1	447.9	588.9	763.1	965.0	1086.6	1186.1	1180.6
70°	218.4	218.4	243.3	301.4	392.6	517.0	671.9	848.8	970.5	1053.4	1056.2
72.5°	179.7	179.7	201.8	251.6	329.0	434.1	566.8	724.4	823.9	895.8	901.4
75°	141.0	138.2	157.6	199.1	259.9	345.6	447.9	583.4	660.8	729.9	727.2
77.5°	99.5	99.5	110.6	143.8	188.0	257.1	331.8	439.6	492.2	550.2	539.2
80°	63.6	63.6	69.1	94.0	124.4	171.4	218.4	298.6	334.6	378.8	365.0
82.5°	33.2	30.4	35.9	49.8	66.4	94.0	121.7	174.2	190.8	224.0	212.9
85°	11.1	11.1	11.1	16.6	24.9	35.9	47.0	74.7	77.4	99.5	91.2
87.5°	2.8	0.0	0.0	2.8	2.8	2.8	2.8	8.3	8.3	16.6	11.1
90°	6.9	6.9	8.3	8.3	8.3	8.3	8.3	8.3	8.3	6.9	6.9
92.5°	6.9	6.9	6.9	9.7	11.1	9.7	11.1	8.3	8.3	6.9	6.9
95°	8.3	8.3	9.7	12.5	15.3	16.7	16.7	9.7	9.7	8.3	8.3
97.5°	11.1	12.5	12.5	15.3	25.0	45.8	27.8	13.9	13.9	12.5	11.1
100°	18.0	19.4	19.4	34.7	73.6	98.6	70.8	36.1	26.4	19.4	19.4
102.5°	58.3	61.1	75.0	112.5	166.6	151.3	127.7	120.8	83.3	66.6	63.9
105°	148.6	147.2	158.3	187.4	233.3	229.1	211.0	191.6	165.2	152.7	152.7
107.5°	195.8	195.8	205.5	230.5	265.2	309.6	313.8	248.5	218.0	204.1	202.7
110°	220.8	220.8	229.1	249.9	295.7	358.2	355.4	306.8	269.4	251.3	248.5



REPORT NUMBER: P833238

CATALOG NUMBER: TTN-D1-750-U-RW-CG-UPL3

**CANDELA DISTRIBUTION (continued):**

	0°	5°	15°	25°	35°	45°	55°	65°	75°	85°	90°
112.5°	226.3	227.7	238.8	270.7	320.7	348.5	336.0	316.6	299.9	286.0	283.2
115°	234.6	234.6	247.1	277.7	305.5	316.6	302.7	287.4	276.3	270.7	273.5
117.5°	231.9	236.0	238.8	255.5	273.5	281.8	274.9	254.1	245.8	243.0	238.8
120°	215.2	215.2	218.0	226.3	236.0	240.2	237.4	223.5	216.6	215.2	212.4
122.5°	191.6	193.0	191.6	195.8	202.7	206.9	204.1	193.0	190.2	190.2	187.4
125°	168.0	168.0	166.6	169.4	173.6	172.2	173.6	168.0	166.6	166.6	165.2
127.5°	151.3	149.9	147.2	148.6	149.9	149.9	151.3	145.8	147.2	148.6	147.2
130°	134.7	134.7	131.9	131.9	131.9	129.1	131.9	129.1	130.5	131.9	133.3
132.5°	119.4	119.4	115.2	113.9	113.9	113.9	115.2	113.9	116.6	119.4	119.4
135°	106.9	106.9	102.7	104.1	104.1	102.7	104.1	102.7	105.5	106.9	106.9
137.5°	97.2	97.2	94.4	94.4	94.4	93.0	94.4	94.4	95.8	98.6	100.0
140°	88.9	88.9	87.5	87.5	86.1	87.5	87.5	87.5	88.9	90.2	90.2
142.5°	84.7	83.3	81.9	80.5	81.9	81.9	81.9	80.5	81.9	84.7	84.7
145°	77.8	77.8	76.4	76.4	76.4	77.8	76.4	76.4	77.8	77.8	79.1
147.5°	73.6	73.6	72.2	73.6	73.6	73.6	73.6	72.2	73.6	73.6	75.0
150°	72.2	70.8	69.4	70.8	70.8	69.4	69.4	69.4	69.4	70.8	70.8
152.5°	68.0	68.0	66.6	68.0	66.6	66.6	66.6	66.6	66.6	68.0	69.4
155°	65.3	65.3	63.9	65.3	65.3	65.3	65.3	65.3	65.3	65.3	65.3
157.5°	62.5	63.9	62.5	62.5	62.5	62.5	62.5	62.5	62.5	63.9	63.9
160°	61.1	61.1	61.1	61.1	59.7	59.7	59.7	61.1	61.1	61.1	62.5
162.5°	59.7	59.7	59.7	59.7	58.3	58.3	58.3	58.3	59.7	59.7	61.1
165°	59.7	58.3	58.3	58.3	56.9	56.9	56.9	56.9	58.3	59.7	58.3
167.5°	56.9	56.9	56.9	56.9	56.9	55.5	55.5	56.9	56.9	56.9	58.3
170°	56.9	56.9	55.5	55.5	55.5	55.5	55.5	55.5	55.5	55.5	56.9
172.5°	56.9	56.9	56.9	56.9	55.5	55.5	55.5	55.5	55.5	56.9	56.9
175°	56.9	56.9	56.9	56.9	55.5	55.5	55.5	56.9	56.9	56.9	55.5
177.5°	56.9	56.9	56.9	56.9	55.5	56.9	56.9	56.9	56.9	56.9	56.9
180°	56.9	56.9	56.9	56.9	56.9	56.9	56.9	56.9	56.9	56.9	56.9



Cooper Lighting Solutions Photometric Lab  
1121 Highway 74 South  
Peachtree City, GA 30269



LM-79-2019: Approved Method: Electrical and Photometric Measurements of Solid-State Lighting Products

Report Prepared for

Cooper Lighting Solutions

MCGRAW EDISON

Report Number: SP1-2411-284-3

Test Date: 11/21/2024

Luminaire Tested: TTN-D0-750-U-WQ

Data in this report applies to TT and TTN families of products

**Test Information**

Test Method: LM-79-2019  
 Report Number: SP1-2411-284-3  
 Test Lab: COOPER LIGHTING SOLUTIONS  
 Photometer: SP1 - 76IN SPHERE  
 Measurement Geometry: 4π  
 Issue Date: 11/21/2024  
 Manufacturer: COOPER LIGHTING SOLUTIONS  
 Product Line: MCGRAW EDISON  
 Catalog Number: **TTN-D0-750-U-WQ**  
 Description: TOPTIER NANO LED PARKING GARAGE LUMINAIRE. 5000K, 70 CRI LEDS AND WIDE DISTRIBUTION

**Spectral Parameters**

CCT (K): 4876  
 CIE u': 0.2086  
 CIE v': 0.4932  
 Duv: 0.0061  
 CIE x: 0.3502  
 CIE y: 0.3680  
 CIE z: 0.2818  
 Peak Wavelength (nm): 451  
 Dominant Wavelength (nm): 569  
 Purity: 15.51324  
 Rf: 74.6  
 Rg: 94.4

CRI (Ra):	72.6		
R1:	69.5	R9:	-24.6
R2:	77.0	R10:	44.8
R3:	82.2	R11:	68.2
R4:	72.6	R12:	36.1
R5:	69.3	R13:	70.5
R6:	67.6	R14:	89.9
R7:	83.7	R15:	63.1
R8:	58.6		



**Test Conditions**

Stabilization Time: 51M  
 Operation Time: 1H 51M  
 Sphere Temperature (°C): 24.9

REPORT NUMBER: SP1-2411-284-3

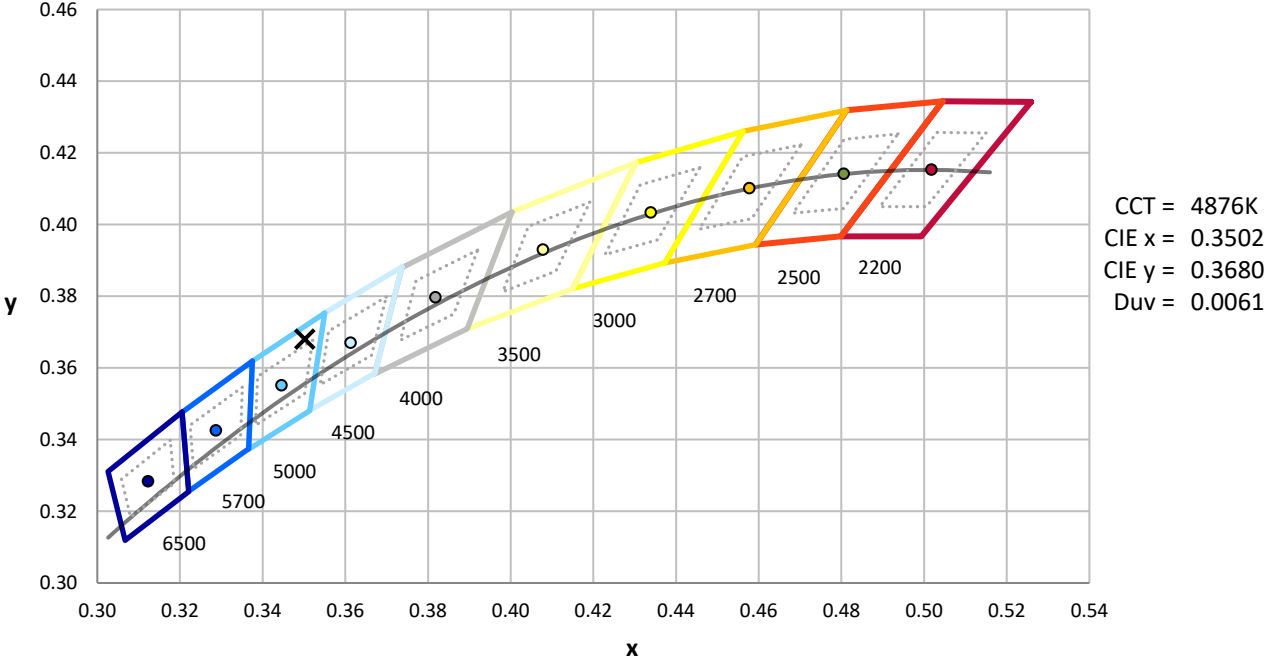
Measurement and Test Equipment			
Instrument	Identification Number	Calibration Date	Calibration Due Date
Photometer	IN0058	6/18/2024	12/18/2024
Power Meter	INXT2011004	2/8/2024	2/8/2025
AC Power Source	IN0063	10/22/2024	10/22/2025
DC Power Source	IN0208	10/22/2024	10/22/2025
Sphere Thermometer	IN0085	10/22/2024	10/22/2025
Room Thermometer	IN0046	10/22/2024	10/22/2025

REPORT NUMBER: SP1-2411-284-3

CIE 1931 Chromaticity Diagram



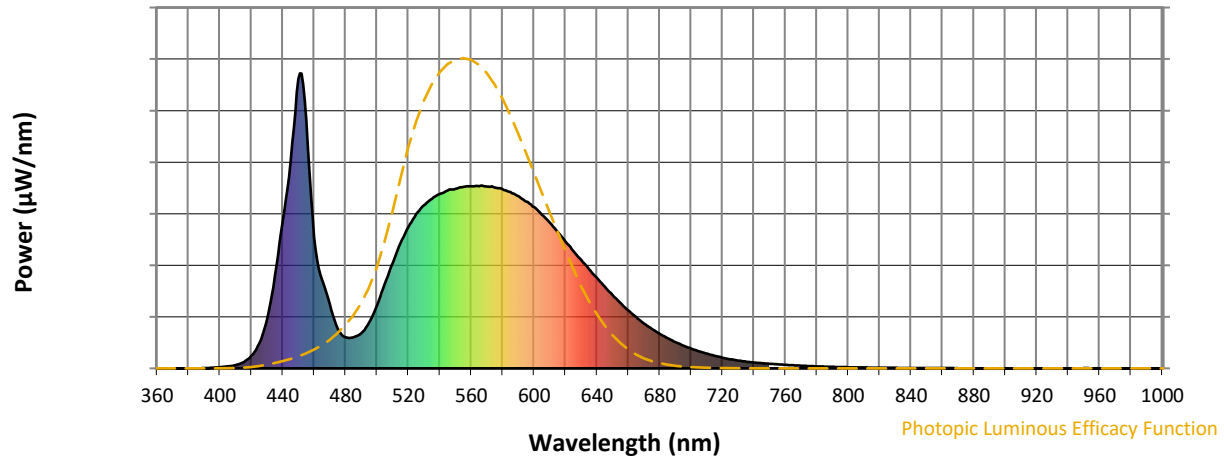
CIE 1931 Chromaticity Diagram with 2017 ANSI 7-Step and 4-Step Quadrangles



Point lies inside the ANSI 5000K 7-step quadrangle

REPORT NUMBER: SP1-2411-284-3

**Photopic Flux vs. Wavelength**

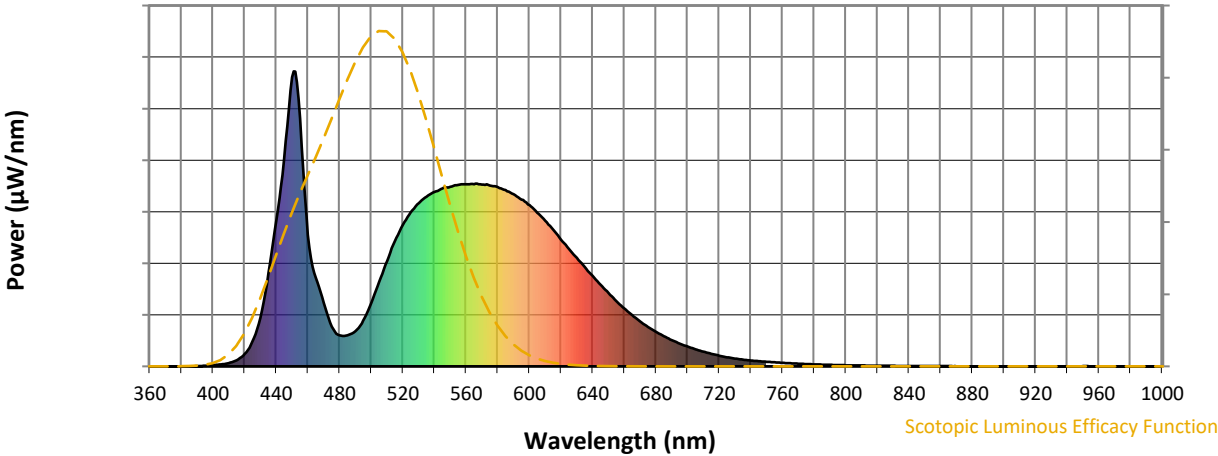


**Photopic Lumens: NR**

λ (nm)	Power W <sup>^</sup> /nm	Lumens (φ/nm)	λ (nm)	Power W <sup>^</sup> /nm	Lumens (φ/nm)	λ (nm)	Power W <sup>^</sup> /nm	Lumens (φ/nm)	λ (nm)	Power W <sup>^</sup> /nm	Lumens (φ/nm)	λ (nm)	Power W <sup>^</sup> /nm	Lumens (φ/nm)
360	0	NR	490	119	NR	620	430	NR	750	16	NR	880	0	NR
365	0	NR	495	156	NR	625	398	NR	755	14	NR	885	0	NR
370	0	NR	500	214	NR	630	368	NR	760	12	NR	890	0	NR
375	0	NR	505	286	NR	635	336	NR	765	11	NR	895	0	NR
380	0	NR	510	357	NR	640	306	NR	770	9	NR	900	0	NR
385	0	NR	515	425	NR	645	276	NR	775	8	NR	905	0	NR
390	1	NR	520	480	NR	650	248	NR	780	7	NR	910	0	NR
395	2	NR	525	523	NR	655	221	NR	785	6	NR	915	0	NR
400	4	NR	530	554	NR	660	196	NR	790	5	NR	920	0	NR
405	7	NR	535	575	NR	665	173	NR	795	4	NR	925	0	NR
410	11	NR	540	592	NR	670	152	NR	800	4	NR	930	0	NR
415	21	NR	545	603	NR	675	133	NR	805	3	NR	935	0	NR
420	42	NR	550	609	NR	680	117	NR	810	3	NR	940	0	NR
425	85	NR	555	615	NR	685	102	NR	815	3	NR	945	0	NR
430	165	NR	560	617	NR	690	89	NR	820	2	NR	950	1	NR
435	316	NR	565	617	NR	695	77	NR	825	2	NR	955	0	NR
440	497	NR	570	616	NR	700	67	NR	830	2	NR	960	0	NR
445	702	NR	575	613	NR	705	58	NR	835	2	NR	965	0	NR
450	981	NR	580	607	NR	710	50	NR	840	1	NR	970	0	NR
455	840	NR	585	598	NR	715	43	NR	845	1	NR	975	0	NR
460	446	NR	590	583	NR	720	36	NR	850	1	NR	980	0	NR
465	300	NR	595	566	NR	725	31	NR	855	1	NR	985	0	NR
470	215	NR	600	546	NR	730	26	NR	860	1	NR	990	0	NR
475	135	NR	605	521	NR	735	23	NR	865	1	NR	995	0	NR
480	105	NR	610	494	NR	740	20	NR	870	1	NR	1000	0	NR
485	106	NR	615	463	NR	745	18	NR	875	0	NR			

REPORT NUMBER: SP1-2411-284-3

**Scotopic Flux vs. Wavelength**



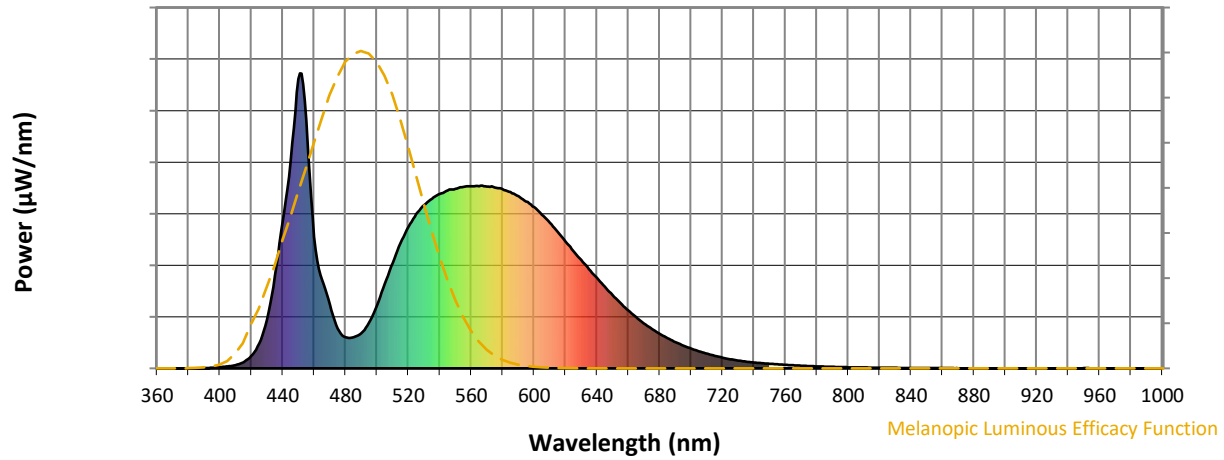
**Scotopic Lumens: NR**

**S/P: 1.74**

λ (nm)	Power W <sup>^</sup> /nm	Lumens (φ/nm)	λ (nm)	Power W <sup>^</sup> /nm	Lumens (φ/nm)	λ (nm)	Power W <sup>^</sup> /nm	Lumens (φ/nm)	λ (nm)	Power W <sup>^</sup> /nm	Lumens (φ/nm)	λ (nm)	Power W <sup>^</sup> /nm	Lumens (φ/nm)
360	0	NR	490	119	NR	620	430	NR	750	16	NR	880	0	NR
365	0	NR	495	156	NR	625	398	NR	755	14	NR	885	0	NR
370	0	NR	500	214	NR	630	368	NR	760	12	NR	890	0	NR
375	0	NR	505	286	NR	635	336	NR	765	11	NR	895	0	NR
380	0	NR	510	357	NR	640	306	NR	770	9	NR	900	0	NR
385	0	NR	515	425	NR	645	276	NR	775	8	NR	905	0	NR
390	1	NR	520	480	NR	650	248	NR	780	7	NR	910	0	NR
395	2	NR	525	523	NR	655	221	NR	785	6	NR	915	0	NR
400	4	NR	530	554	NR	660	196	NR	790	5	NR	920	0	NR
405	7	NR	535	575	NR	665	173	NR	795	4	NR	925	0	NR
410	11	NR	540	592	NR	670	152	NR	800	4	NR	930	0	NR
415	21	NR	545	603	NR	675	133	NR	805	3	NR	935	0	NR
420	42	NR	550	609	NR	680	117	NR	810	3	NR	940	0	NR
425	85	NR	555	615	NR	685	102	NR	815	3	NR	945	0	NR
430	165	NR	560	617	NR	690	89	NR	820	2	NR	950	1	NR
435	316	NR	565	617	NR	695	77	NR	825	2	NR	955	0	NR
440	497	NR	570	616	NR	700	67	NR	830	2	NR	960	0	NR
445	702	NR	575	613	NR	705	58	NR	835	2	NR	965	0	NR
450	981	NR	580	607	NR	710	50	NR	840	1	NR	970	0	NR
455	840	NR	585	598	NR	715	43	NR	845	1	NR	975	0	NR
460	446	NR	590	583	NR	720	36	NR	850	1	NR	980	0	NR
465	300	NR	595	566	NR	725	31	NR	855	1	NR	985	0	NR
470	215	NR	600	546	NR	730	26	NR	860	1	NR	990	0	NR
475	135	NR	605	521	NR	735	23	NR	865	1	NR	995	0	NR
480	105	NR	610	494	NR	740	20	NR	870	1	NR	1000	0	NR
485	106	NR	615	463	NR	745	18	NR	875	0	NR			

REPORT NUMBER: SP1-2411-284-3

Melanopic Flux vs. Wavelength



Melanopic Lumens: NR

M/P: 3.51

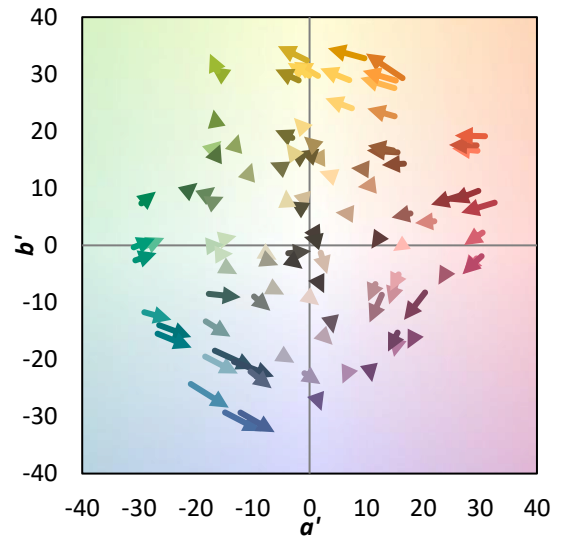
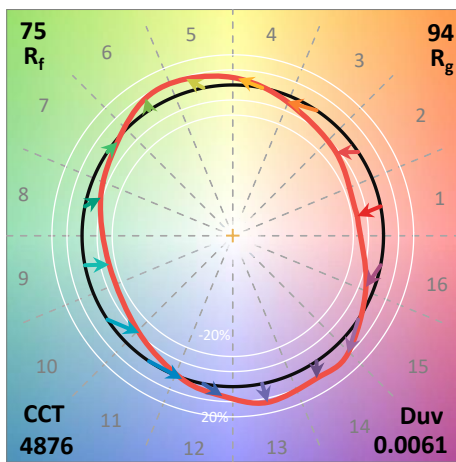
λ (nm)	Power W <sup>^</sup> /nm	Lumens (φ/nm)	λ (nm)	Power W <sup>^</sup> /nm	Lumens (φ/nm)	λ (nm)	Power W <sup>^</sup> /nm	Lumens (φ/nm)	λ (nm)	Power W <sup>^</sup> /nm	Lumens (φ/nm)	λ (nm)	Power W <sup>^</sup> /nm	Lumens (φ/nm)
360	0	NR	490	119	NR	620	430	NR	750	16	NR	880	0	NR
365	0	NR	495	156	NR	625	398	NR	755	14	NR	885	0	NR
370	0	NR	500	214	NR	630	368	NR	760	12	NR	890	0	NR
375	0	NR	505	286	NR	635	336	NR	765	11	NR	895	0	NR
380	0	NR	510	357	NR	640	306	NR	770	9	NR	900	0	NR
385	0	NR	515	425	NR	645	276	NR	775	8	NR	905	0	NR
390	1	NR	520	480	NR	650	248	NR	780	7	NR	910	0	NR
395	2	NR	525	523	NR	655	221	NR	785	6	NR	915	0	NR
400	4	NR	530	554	NR	660	196	NR	790	5	NR	920	0	NR
405	7	NR	535	575	NR	665	173	NR	795	4	NR	925	0	NR
410	11	NR	540	592	NR	670	152	NR	800	4	NR	930	0	NR
415	21	NR	545	603	NR	675	133	NR	805	3	NR	935	0	NR
420	42	NR	550	609	NR	680	117	NR	810	3	NR	940	0	NR
425	85	NR	555	615	NR	685	102	NR	815	3	NR	945	0	NR
430	165	NR	560	617	NR	690	89	NR	820	2	NR	950	1	NR
435	316	NR	565	617	NR	695	77	NR	825	2	NR	955	0	NR
440	497	NR	570	616	NR	700	67	NR	830	2	NR	960	0	NR
445	702	NR	575	613	NR	705	58	NR	835	2	NR	965	0	NR
450	981	NR	580	607	NR	710	50	NR	840	1	NR	970	0	NR
455	840	NR	585	598	NR	715	43	NR	845	1	NR	975	0	NR
460	446	NR	590	583	NR	720	36	NR	850	1	NR	980	0	NR
465	300	NR	595	566	NR	725	31	NR	855	1	NR	985	0	NR
470	215	NR	600	546	NR	730	26	NR	860	1	NR	990	0	NR
475	135	NR	605	521	NR	735	23	NR	865	1	NR	995	0	NR
480	105	NR	610	494	NR	740	20	NR	870	1	NR	1000	0	NR
485	106	NR	615	463	NR	745	18	NR	875	0	NR			

**Summary**

$R_f = 74.6$   
 $R_g = 94.4$   
 $CIE R_a = 72.6$   
 $R_9 = -24.6$



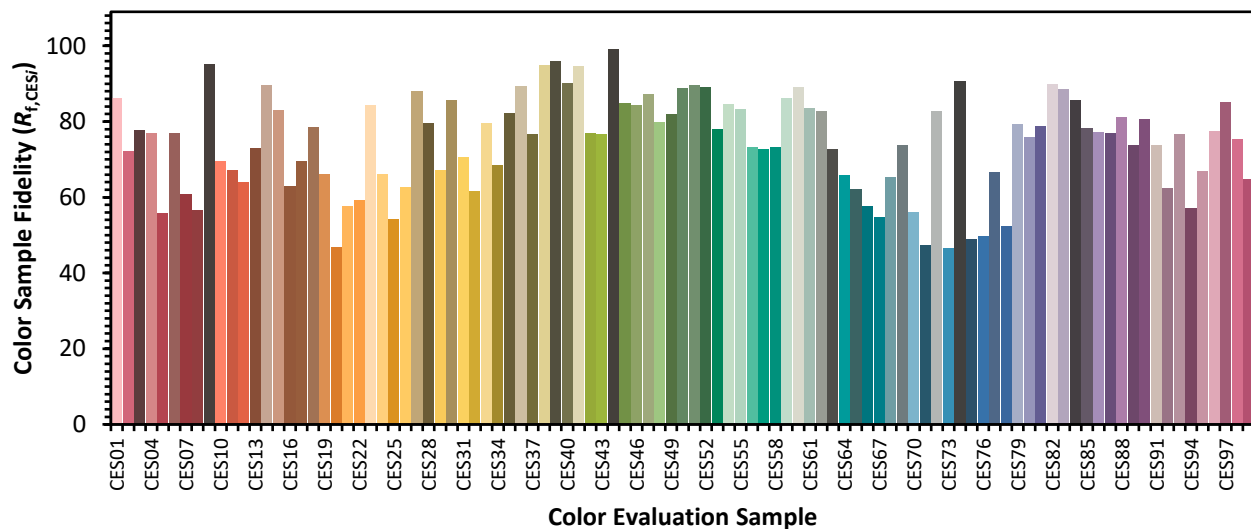
**Color Vector Graphics**



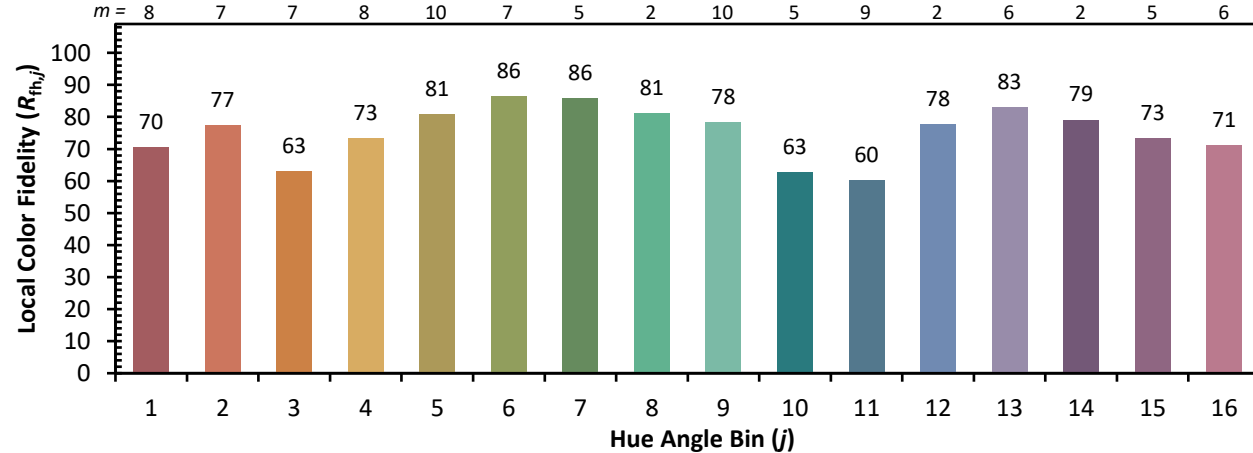
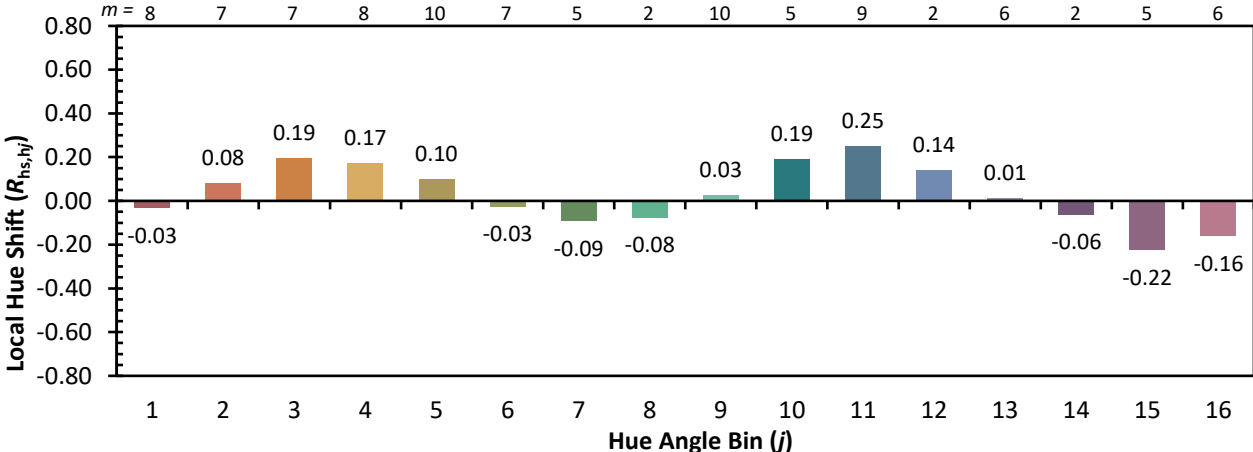
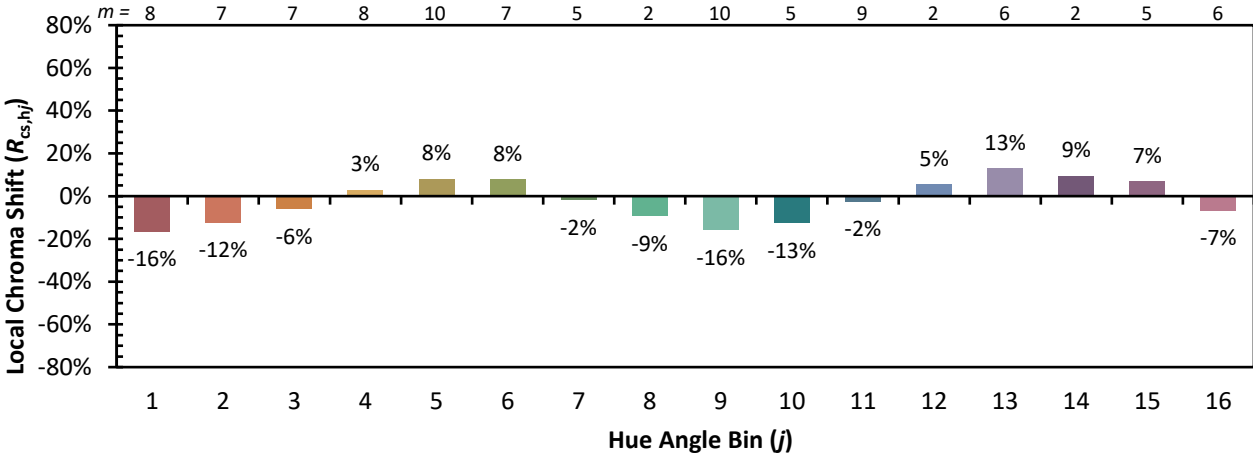


**Individual Sample Fidelity Index ( $R_{f,i}$ )**

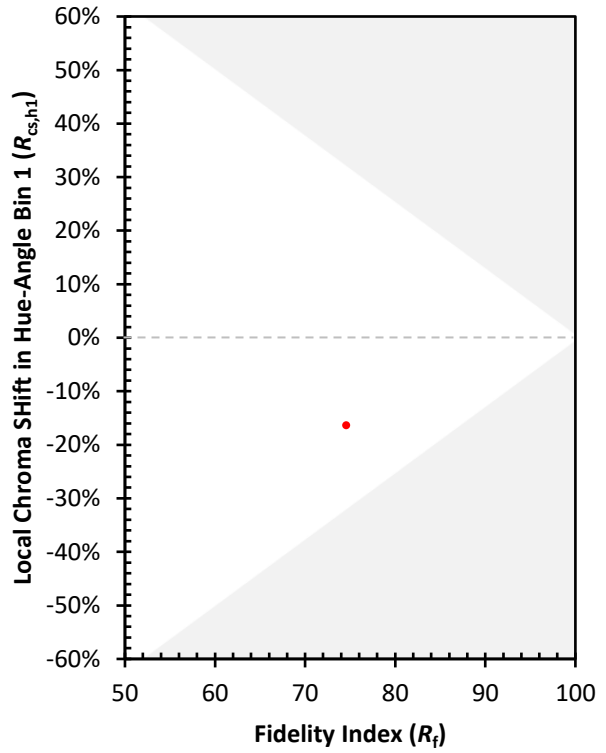
CES01 = 85	CES26 = 63	CES51 = 90	CES76 = 50
CES02 = 59	CES27 = 88	CES52 = 89	CES77 = 67
CES03 = 30	CES28 = 80	CES53 = 78	CES78 = 52
CES04 = 69	CES29 = 67	CES54 = 85	CES79 = 79
CES05 = 46	CES30 = 86	CES55 = 83	CES80 = 76
CES06 = 50	CES31 = 70	CES56 = 73	CES81 = 79
CES07 = 39	CES32 = 62	CES57 = 73	CES82 = 90
CES08 = 38	CES33 = 80	CES58 = 73	CES83 = 89
CES09 = 29	CES34 = 69	CES59 = 86	CES84 = 86
CES10 = 72	CES35 = 82	CES60 = 89	CES85 = 78
CES11 = 55	CES36 = 89	CES61 = 83	CES86 = 77
CES12 = 61	CES37 = 77	CES62 = 83	CES87 = 77
CES13 = 41	CES38 = 95	CES63 = 73	CES88 = 81
CES14 = 74	CES39 = 96	CES64 = 66	CES89 = 74
CES15 = 70	CES40 = 90	CES65 = 62	CES90 = 81
CES16 = 46	CES41 = 95	CES66 = 58	CES91 = 74
CES17 = 49	CES42 = 77	CES67 = 55	CES92 = 62
CES18 = 55	CES43 = 77	CES68 = 65	CES93 = 77
CES19 = 71	CES44 = 99	CES69 = 74	CES94 = 57
CES20 = 64	CES45 = 85	CES70 = 56	CES95 = 67
CES21 = 85	CES46 = 84	CES71 = 47	CES96 = 77
CES22 = 77	CES47 = 87	CES72 = 83	CES97 = 85
CES23 = 91	CES48 = 80	CES73 = 46	CES98 = 75
CES24 = 90	CES49 = 82	CES74 = 91	CES99 = 65
CES25 = 71	CES50 = 89	CES75 = 49	



Color Rendition by Hue-Angle Bin



Measure Comparisons



(END OF REPORT)